

Encryption, why should I use it?

Encryption provides an extra layer of security, no matter where your data ends up. Even if it fell into the wrong hands, the only thing the foe would see is a bunch of scrambled data.

As computers and smart phones appear in more places in your life, more of your data and data about you is being transmitted/stored. Even if you are diligent about deleting texts/emails and not letting anyone have access to your phone, networks today work in such a way that your information may still be stored on a server without your knowledge or control.

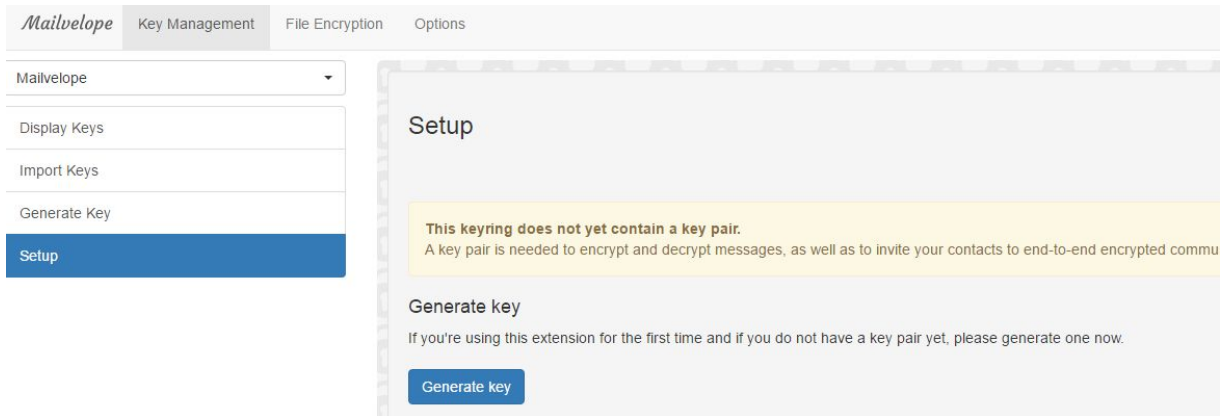
Email – Open PGP or PGP (Pretty Good Privacy), a way to scramble a message so that only the intended parties can read it. This is often used for sending texts, emails, and files.

PGP relies on keys, which are complex randomly generated passwords, to encrypt (scramble) and decrypt (unscramble) messages. Every PGP user has 2 keys – a private (scramble) this is your secret key, only you can read the messages and a public (unscramble) you give this to everyone who needs to send messages, not read.

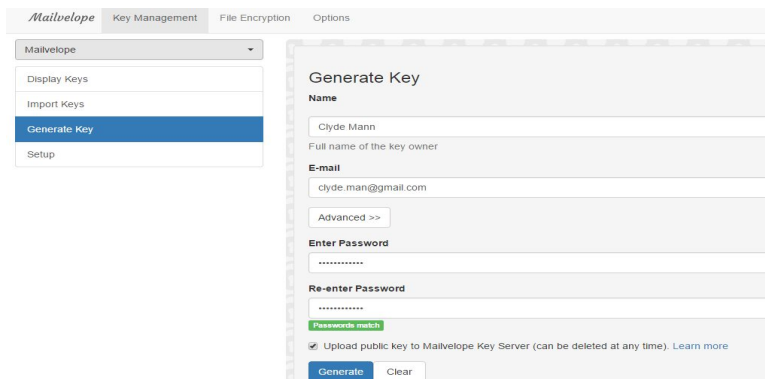
Ok, so how do I actually use PGP?

Let's get started

1. Download Open PGP - Mailvelope is encryption for Webmail (Gmail, Yahoo, GMX)
Click on the link: <https://www.mailvelope.com/en>
Note: extensions available for Chrome and Firefox – pick the one you use most.
2. Open your webmail, note the new icon in the upper right corner.
Choose your mail client and click on it to **ADD**, then go to the **KEY MANAGEMENT** tab
3. Next **GENERATE KEY** since this is the initial install.

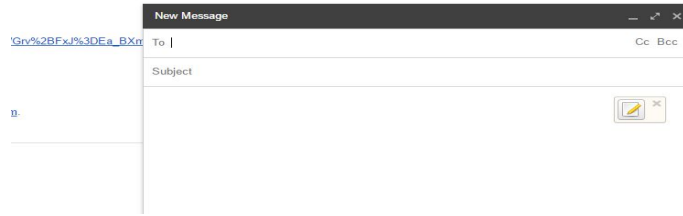


4. Complete the form, do NOT change the advanced settings. Create a password, by using a password generator, LastPass has a free one here is the link. <https://lastpass.com/generatepassword.php> - Click **GENERATE** copy/paste then, click **GENERATE**

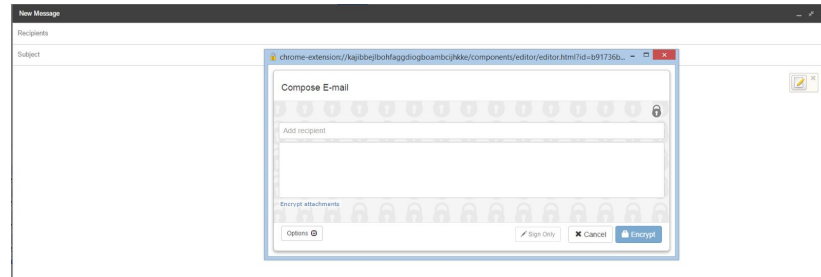


Click this and add, when you compose a new message the icon is in the window for you.

are any actual graphic designers who want to take on the job. But I can be an



Click the icon and a new window will open this is where you compose your email.
Then click ENCRYPT



Webmail with built in encryption: Hushmail,